

Understanding UFFS

Ricky Zheng

< ricky_gz_zheng@yahoo.co.nz >

Created: 13 March, 2007
Last modified: 24 Feb, 2010

Content

- Why UFFS ?
- Design goal
- Flash: NOR vs NAND ?
- What's wrong with FAT ?
- UFFS basic idea
 - Serial number
 - Tree in memory
 - Journalizing
- UFFS architecture
 - UFFS device
 - Mount point
 - UFFS nodes tree
- Mounting UFFS
- Page spare/UFFS tags
- Block info cache
- UFFS page buffer
- Block recover
- Bad block management
- How ECC works ?
- Flash interface
- What's next ?
 - UFFS2

Why UFFS ?

- JFFS/JFFS2
 - Can't go out of Linux/MTD
 - Memory monster
- YAFFS/YAFFS2 still consumes too much RAM
 - 64M FLASH, 500 files ==> 410K RAM
- No YAYAFFS exists yet

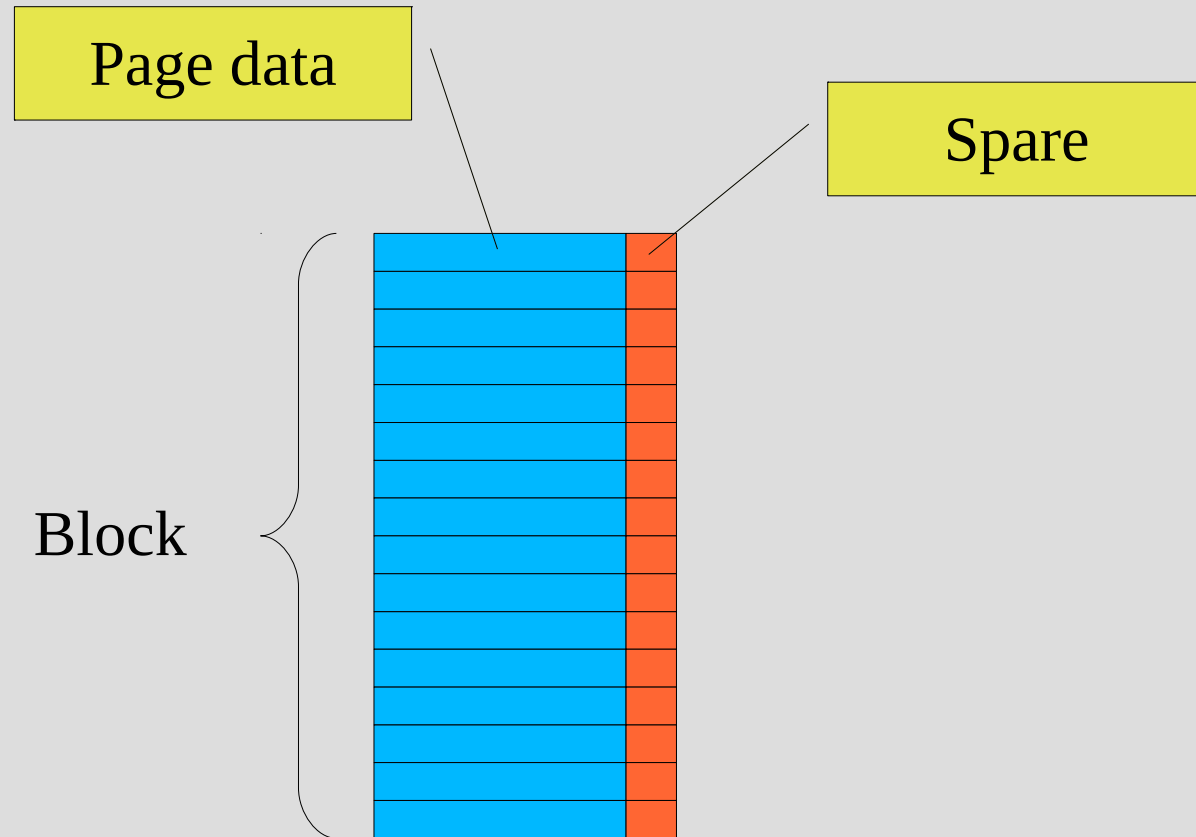
UFFS design goal

- Ultra low cost
 - Low memory cost
 - Fast booting
- Superb Stability
 - Guaranteed integrity across unexpected power losses
 - Bad block tolerant, ECC and ware leveling
- NAND flash friendly
 - Support variety NAND flash(page size 512, 1K or 2K, ...)
 - Direct flash interface

Flash: NOR vs NAND

- NOR:
 - Random access for read
 - Big block (minimal erase unit)
 - Byte programming
 - Slow erasing/programming
- NAND:
 - Page/spare access for read
 - Small block
 - Page/spare programming (with limited splits/Restricted rewrite)
 - Fast erasing/programming
 - Delivered with bad blocks

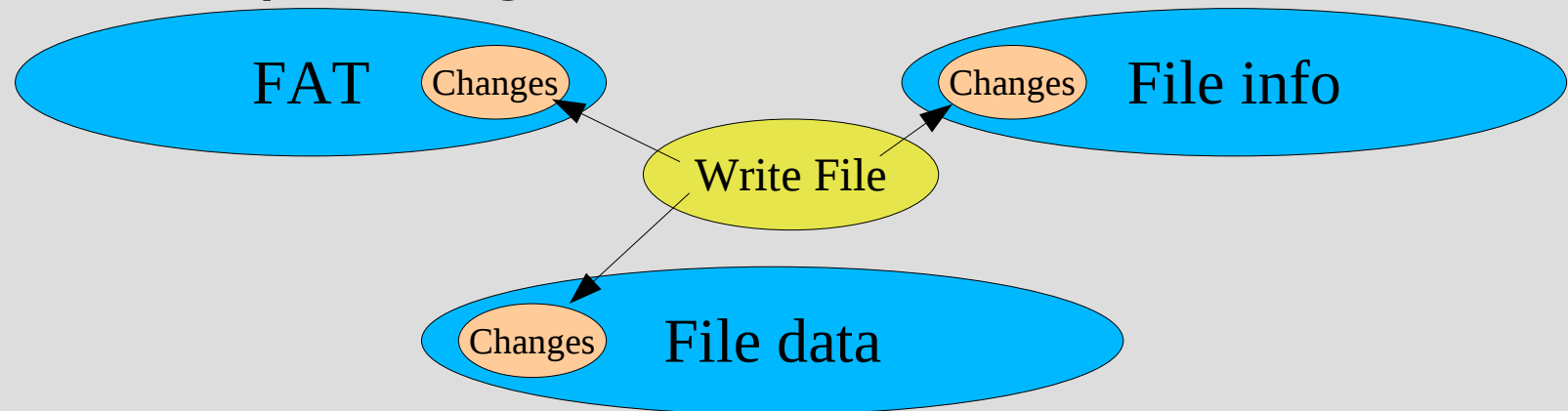
NAND Flash Basic



Erase: '0'-'>'1', Write/Program: '1'-'>'0'

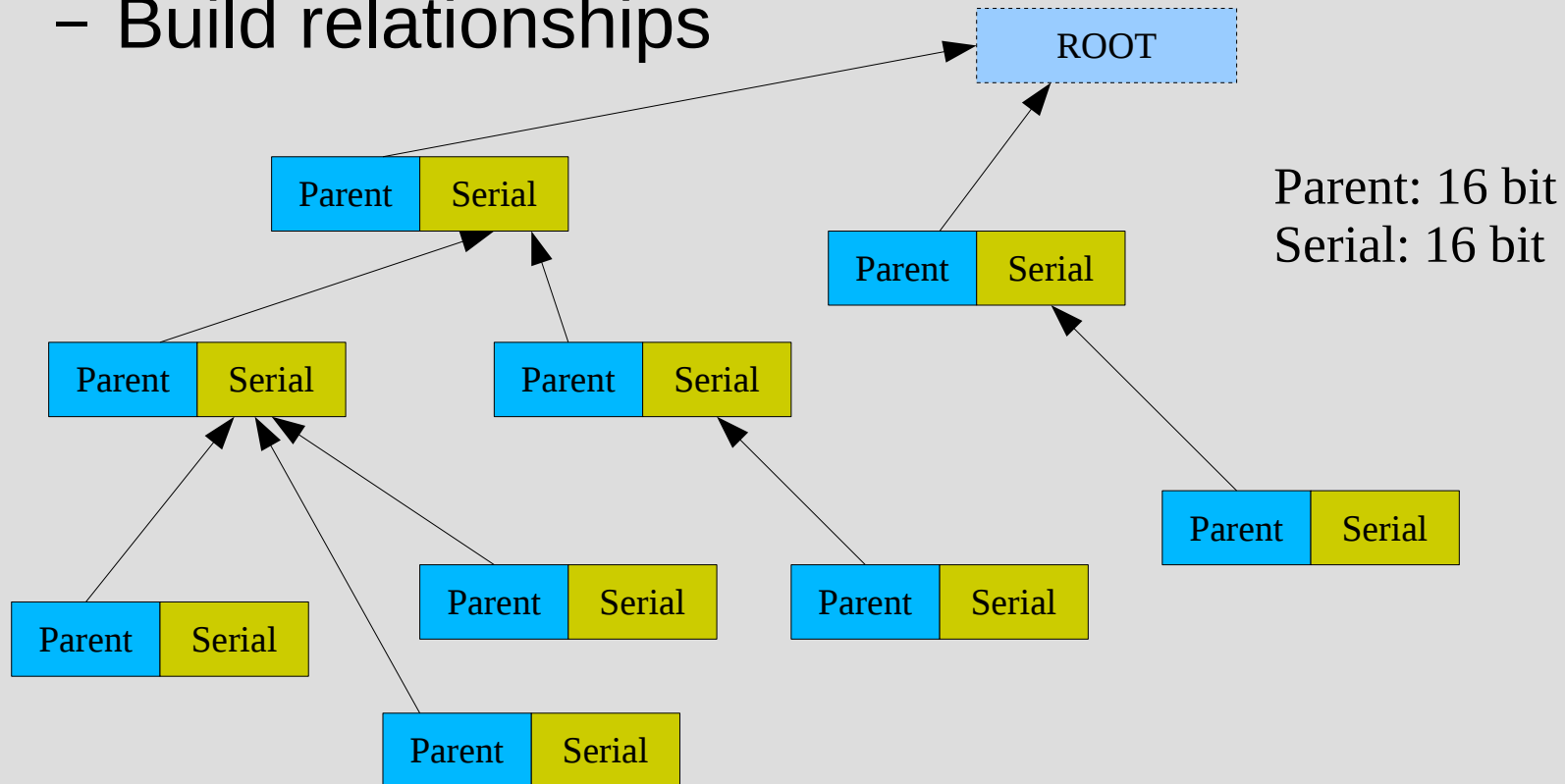
What's wrong with FAT

- Need FTL (which may cost many RAM)
- Big FAT table, slow down the whole system
- Vulnerable when unexpectedly interrupted while updating FAT or File info



UFFS basic idea(1)

- Use unique parent/serial number pair to:
 - Identify blocks
 - Build relationships



UFFS basic idea(2)

- Build the relationship tree in memory when mounting UFFS:
 - Erased blocks
 - Bad blocks
 - Hash tables (serial number as key)
 - Dir table
 - File table
 - File data table
- Tree node size: 16 bytes
 - Memory cost: $16 * \text{total_blocks}$

UFFS basic idea(3)

- Journalizing
 - Write to a new block/page instead of modify the old one.
 - Use circular time stamp: 00->01->11->00>...
 - Check and correct conflicts while mounting UFFS

UFFS Device

- UFFS Device & Mount Point

```
extern uffs_Device uffs_rootDev;  
extern uffs_Device uffs_dataDev;
```

```
static struct uffs_mountTableSt  
femu_MountTbl[] = {  
    {&uffs_rootDev, 0, 200, "/"},  
    {&uffs_dataDev, 201, -1, "/data/"},  
    {NULL, 0, 0, NULL},  
};
```

“/”

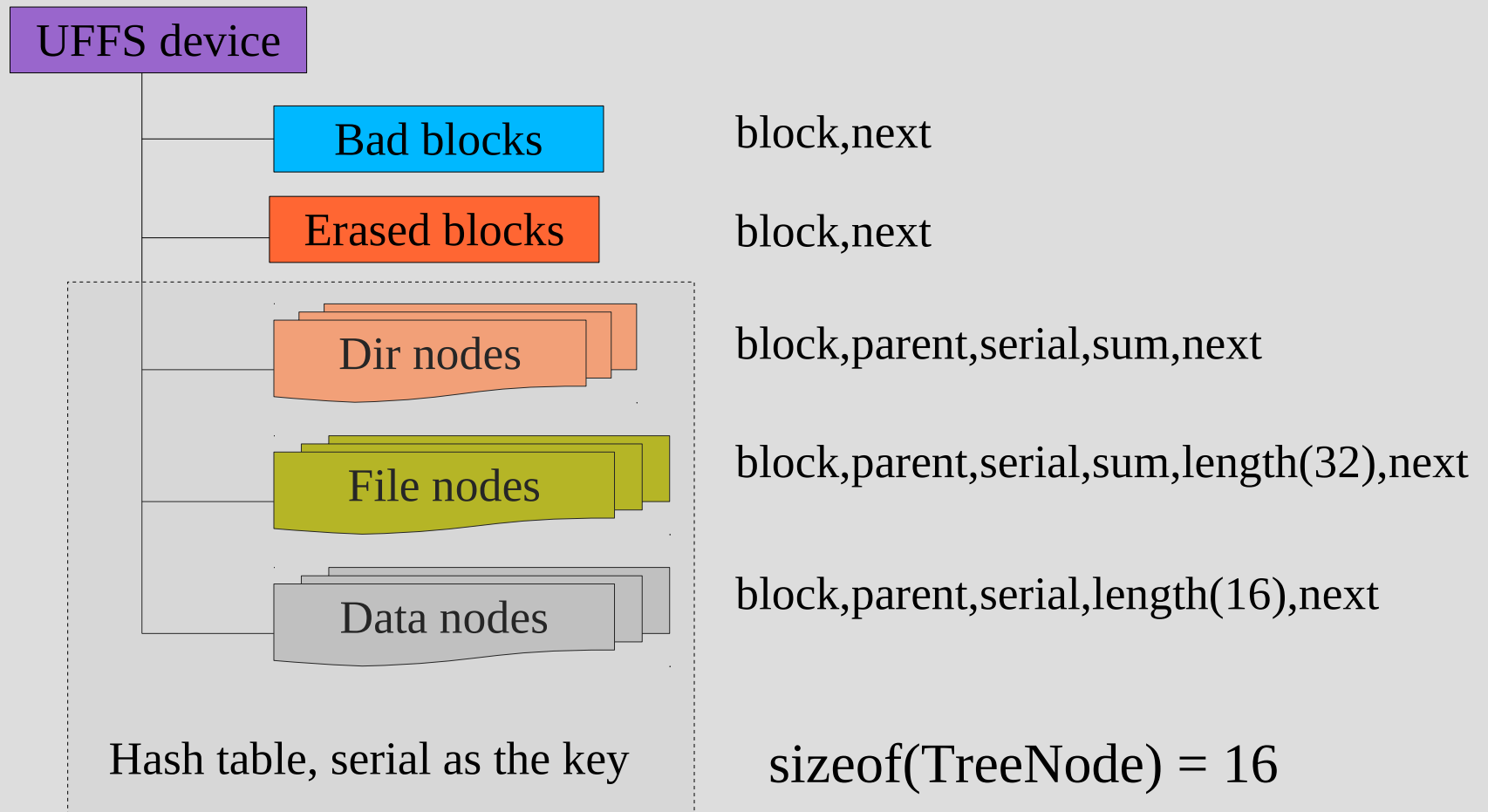
“/data/”

UFFS Device ==> Partition

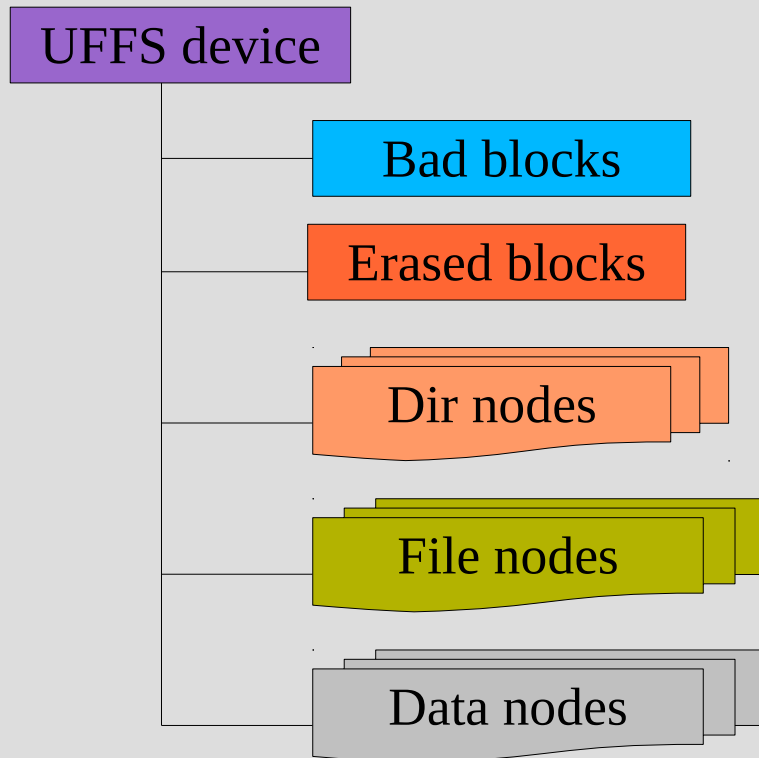
UFFS Device: individual flash ops, cache/buffer, tree nodes ...

UFFS node tree

- UFFS nodes tree



UFFS Mounting



- Mounting UFFS

Step 1:

- Scan page spares*, classify DIR/FILE/DATA nodes
- Check bad block
- Check uncompleted recovering

Step 2:

- Randomize erased blocks

Step3:

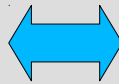
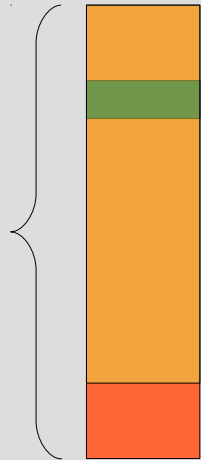

- Check DATA nodes, take care orphan nodes

Super fast !

** Unlike YAFFS, UFFS only need to read a few spares from each block rather than all spares !!*

UFFS tags

- Page spare/UFFS tags

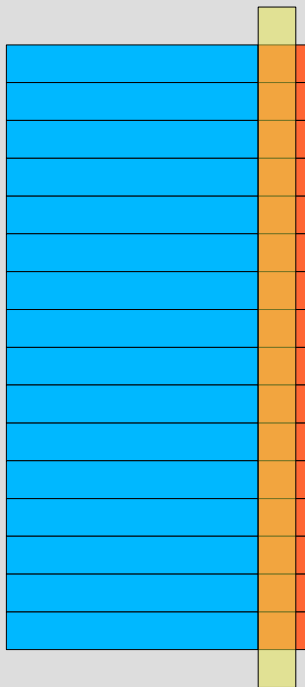


```
struct uffs_TagStoreSt {  
    u32 dirty:1;  
    u32 valid:1;  
    u32 type:2;  
    u32 block_ts:2;  
    u32 data_len:12;  
    u32 serial:14;  
    u32 parent:10;  
    u32 page_id:6;  
    u32 reserved:4;  
    u32 tag_ecc:12;  
};
```

`sizeof(struct uffs_TagStoreSt) = 8`, small enough to store on spare area

UFFS block info cache

- UFFS block info cache



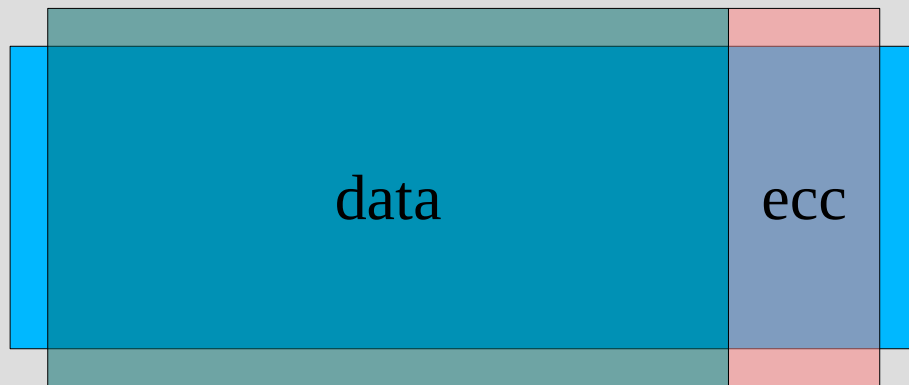
uffs_config.h:
MAX_CACHED_BLOCK_INFO(5 ~10)

Memory: 40 bytes for each cached info

```
struct uffs_pageSpareSt {
    u8 expired:1;
    u8 checkOk:1;
    u8 blockStatus:1;
    uffs_Tags tag;
};
struct uffs_blockInfoSt {
    struct uffs_blockInfoSt *next;
    struct uffs_blockInfoSt *prev;
    u16 blockNum;
    struct uffs_pageSpareSt *spares;
    int expiredCount;
    int refCount;
};
```

UFFS page buffer

- UFFS page buffer



uffconfig.h:

MAX_PAGE_BUFFERS (10 ~ 40)

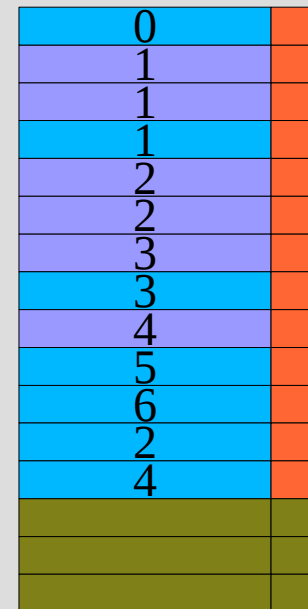
Memory: (36 + page_size) each buffer

```
struct uffs_BufSt{
    struct uffs_BufSt *next;
    struct uffs_BufSt *prev;
    struct uffs_BufSt *nextDirty;
    struct uffs_BufSt *prevDirty;
    u8 type;
    u16 father;
    u16 serial;
    u16 pageID;
    u16 mark;
    u16 refCount;
    u16 dataLen;
    u8 * data;
    u8 * ecc;
};
```

Note: UFFS ECC is on page data area.

UFFS page status

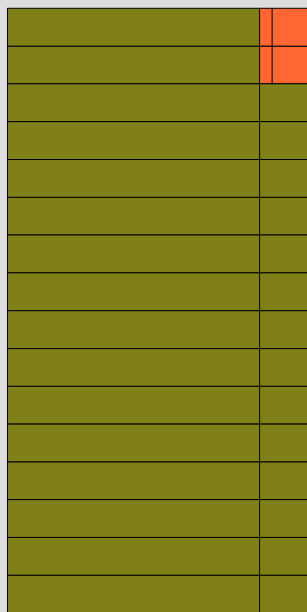
- Free page: no page id assigned yet. Free pages are always on the bottom.
- Valid page: the page with a id and have max page offset
- Discarded page: the page with page id, there are one or more pages have the same id and bigger page offset.
- Unknown status: interrupted while writing a page.



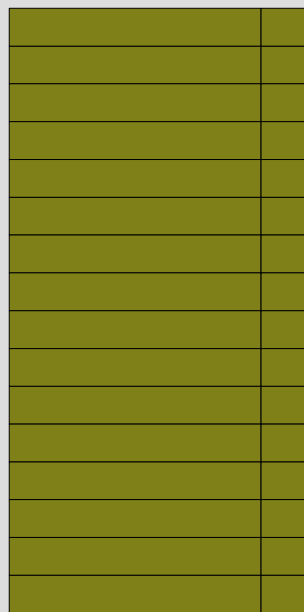
- Valid page
- Discarded page
- Free page

UFS block status

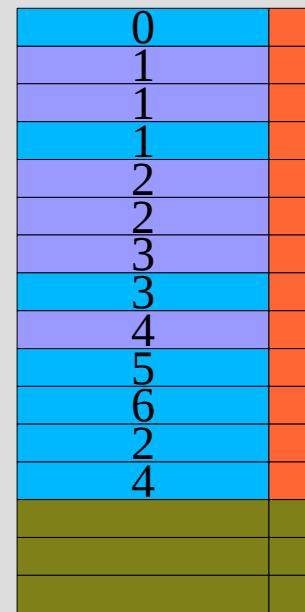
- Bad block
- Free/Erased block
- Non-full loaded block (have one or more free pages)
- Full loaded block (no free page, page id = physical page offset)



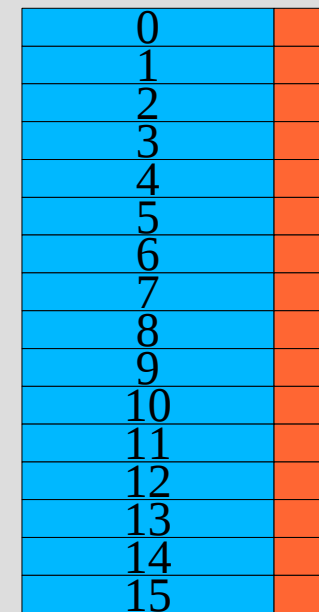
Bad block



Free block



Non-full loaded block



Full loaded block

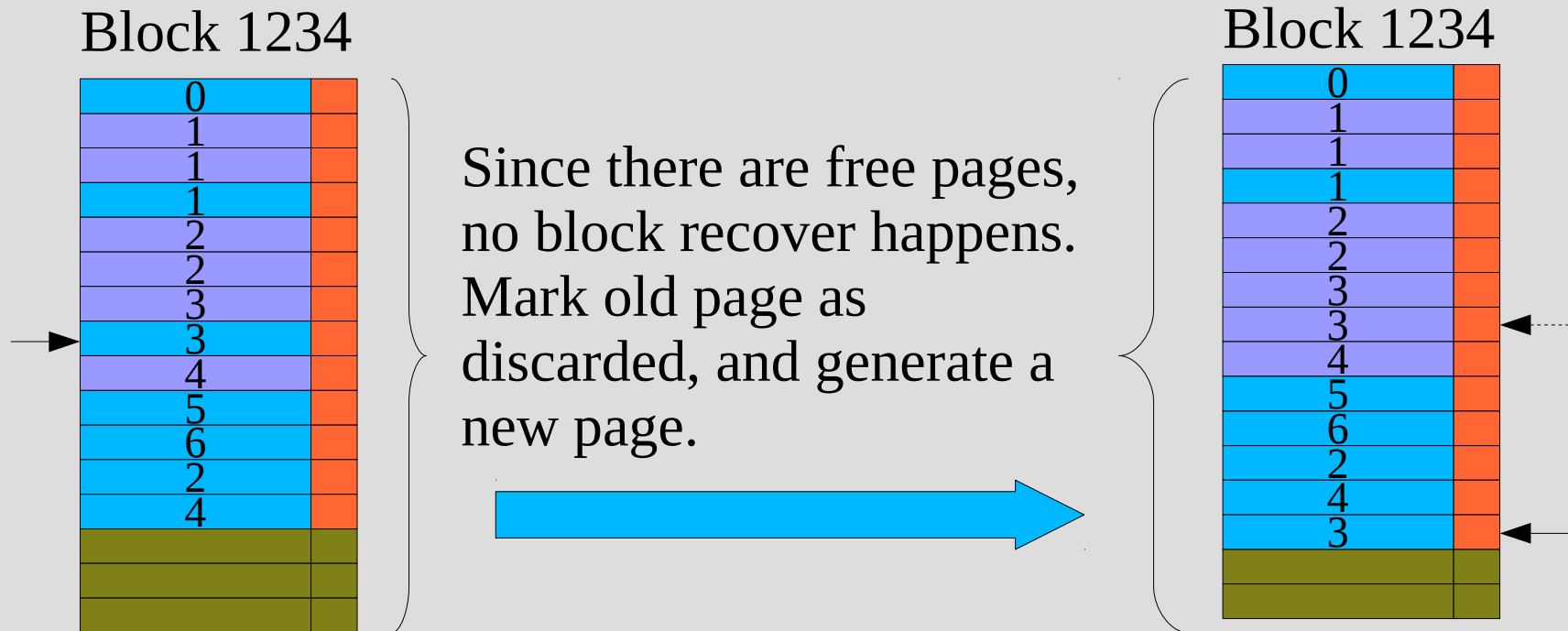
- Valid page
- Discarded page
- Free page

UFFS block recover(1)

- Block recover happens when:
 - No more free pages available inside the block and
 - Data were modified and/or
 - Flush the buffer
- Block recover steps:
 - (1)Get a free/erased block from erased block list
 - (2)Copy pages from old block, write to new block with newer timestamps
 - (3)Erase the old block
 - (4)Put the old block to erased block list
 - Note: (1) and (4) are operating in memory. (2) and (3) identified by timestamps, so there are all interruptible! (Guaranteed integrity across unexpected power losses)

UFFS block recover(2)

- No block recover if there have enough free pages

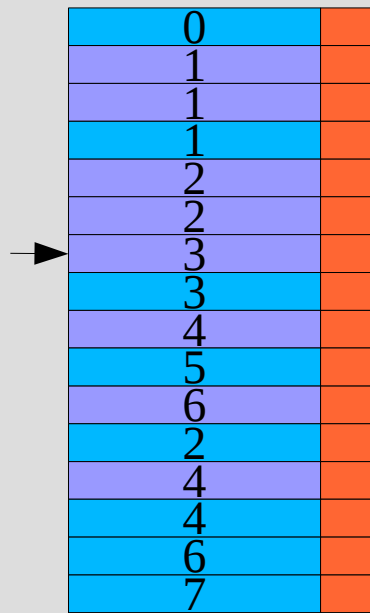


- Valid page
- Discarded page
- Free page

UFFS block recover(3)

- Recover a non-full loaded block

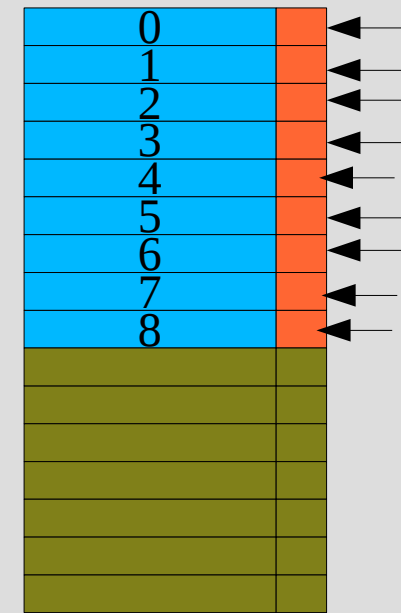
Block 1234



Since no more free page available in this block, modify any pages from 0-7, or add a new page 8, will cause block recovering.



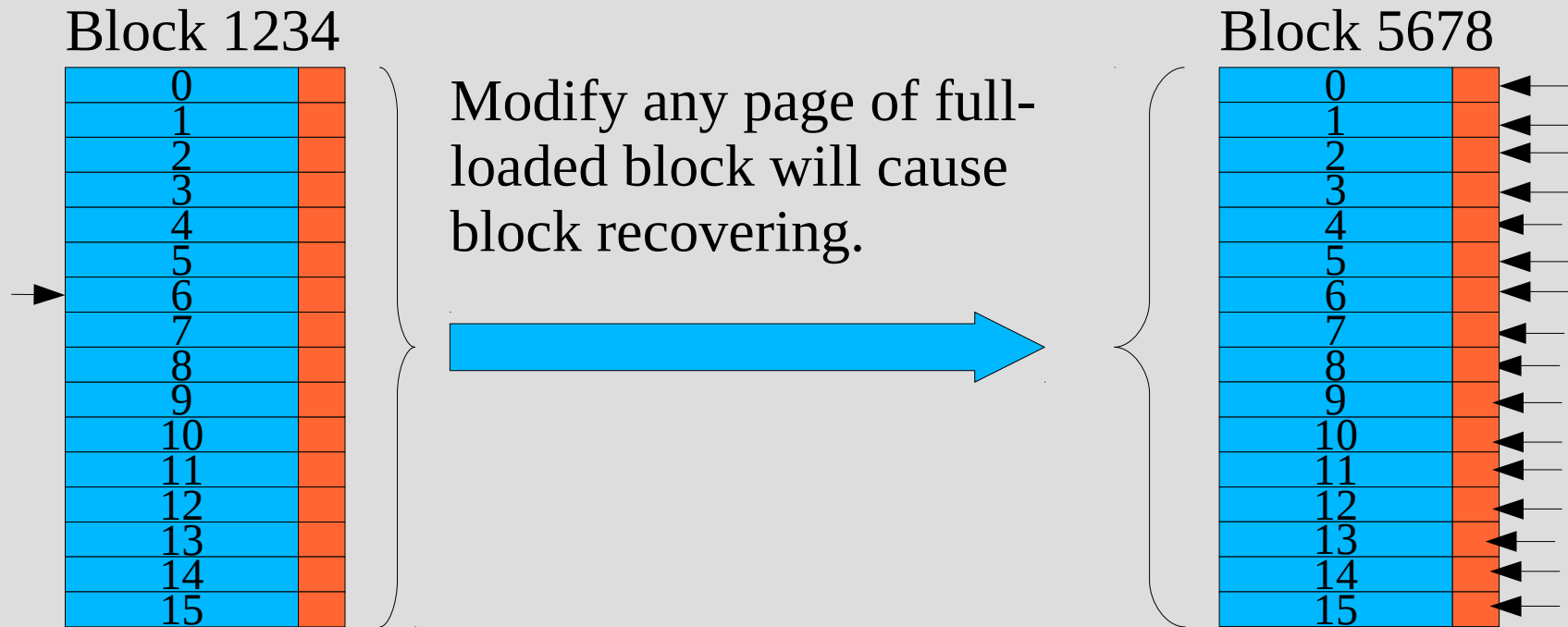
Block 5678



- Valid page
- Discarded page
- Free page

UFFS block recover(4)

- Recover a full-loaded block



- Valid page
- Discarded page
- Free page

UFFS bad block management

- Bad block discover when mounting UFFS
- Bad block discover when read/write/erase
 - Try ECC error correct
 - If ECC fail, there is no way get valid data
 - Do not process bad block immediately, leave it at the end of Read/Write operation.
 - Only handle one bad block during the one read/write operation.
- Check bad block when formating UFFS

How ECC works ? (1)

- XOR: $A \oplus B = C$
 - $0 \oplus 0 = 0$
 - $1 \oplus 0 = 1$
 - $0 \oplus 1 = 1$
 - $1 \oplus 1 = 0$
- Knowing any two of A, B and C, will know the rest one.
- UFFS ECC: 3 bytes ECC for 256 bytes data
 - 256 Bytes ==> 2048 Bits ==> 256(row) X 8(col)

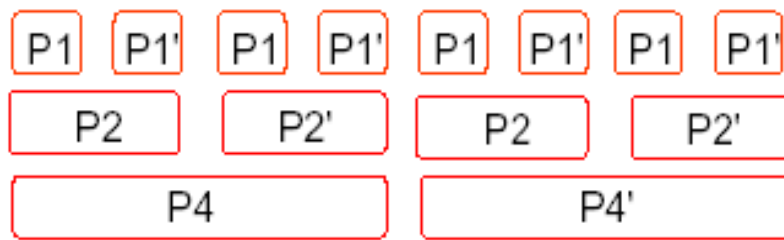
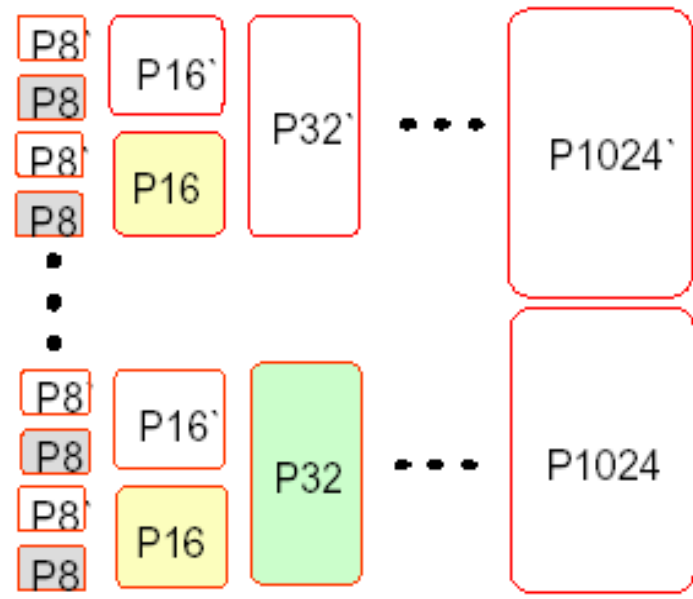
How ECC works ? (2)

I/O 7	I/O 6	I/O 5	I/O 4	I/O 3	I/O 2	I/O 1	I/O 0
P64	P64'	P32	P32'	P16	P16'	P8	P8'
P1024	P1024'	P512	P512'	P256	P256'	P128	P128'
P4	P4'	P2	P2'	P1	P1'	1	1

P8 ~ P1024 : Line parity
P1 ~ P4 : Column parity

1st byte
2nd byte
3rd byte
4th byte
⋮
253th byte
254th byte
255th byte
256th byte

bit7	bit6	bit5	bit4	bit3	bit2	bit1	bit0
bit7	bit6	bit5	bit4	bit3	bit2	bit1	bit0
bit7	bit6	bit5	bit4	bit3	bit2	bit1	bit0
bit7	bit6	bit5	bit4	bit3	bit2	bit1	bit0
⋮	⋮	⋮	⋮	⋮	⋮	⋮	⋮
bit7	bit6	bit5	bit4	bit3	bit2	bit1	bit0
bit7	bit6	bit5	bit4	bit3	bit2	bit1	bit0
bit7	bit6	bit5	bit4	bit3	bit2	bit1	bit0
bit7	bit6	bit5	bit4	bit3	bit2	bit1	bit0



UFFS Flash Interface

- struct uffs_FlashOpsSt:
 - Use hardware ECC, or leave it to UFFS
 - Allow driver do the spare layout, or leave it to UFFS
 - Return flash operation status
 - Sequential page programming. No partial page programming.

UFFS Limitations

- Only one file/dir on one block
- Dynamic wear-leveling, Static wear-leveling is not implemented.

The next: UFFS2 ?

- Smaller Tree Node (12 bytes), save 25% RAM
- Use NAND block as buffers
- Multiple files/dirs on one block
- Support 8K, 16K page size
- Static wear-leveling
- Symbol link, FIFO file ?
- NOR flash support ? Other media (SD card) ? Maybe ...

The End

